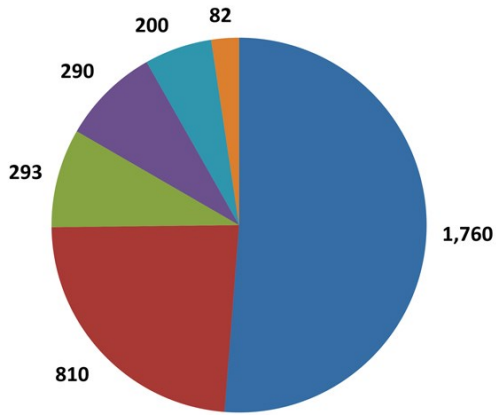


# 2019 National Safety Stand-Down to Prevent Falls in Construction

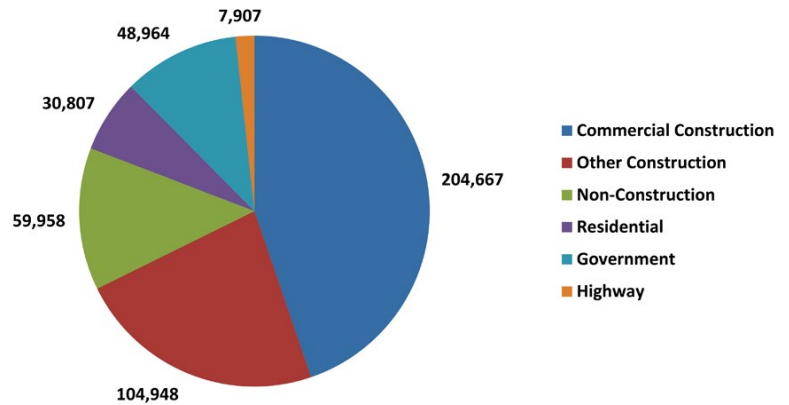
A Snapshot based on Data from OSHA's Certificate of Participation Database & CPWR's Online Ordering Form

**Number of Stand-downs by Construction Type**



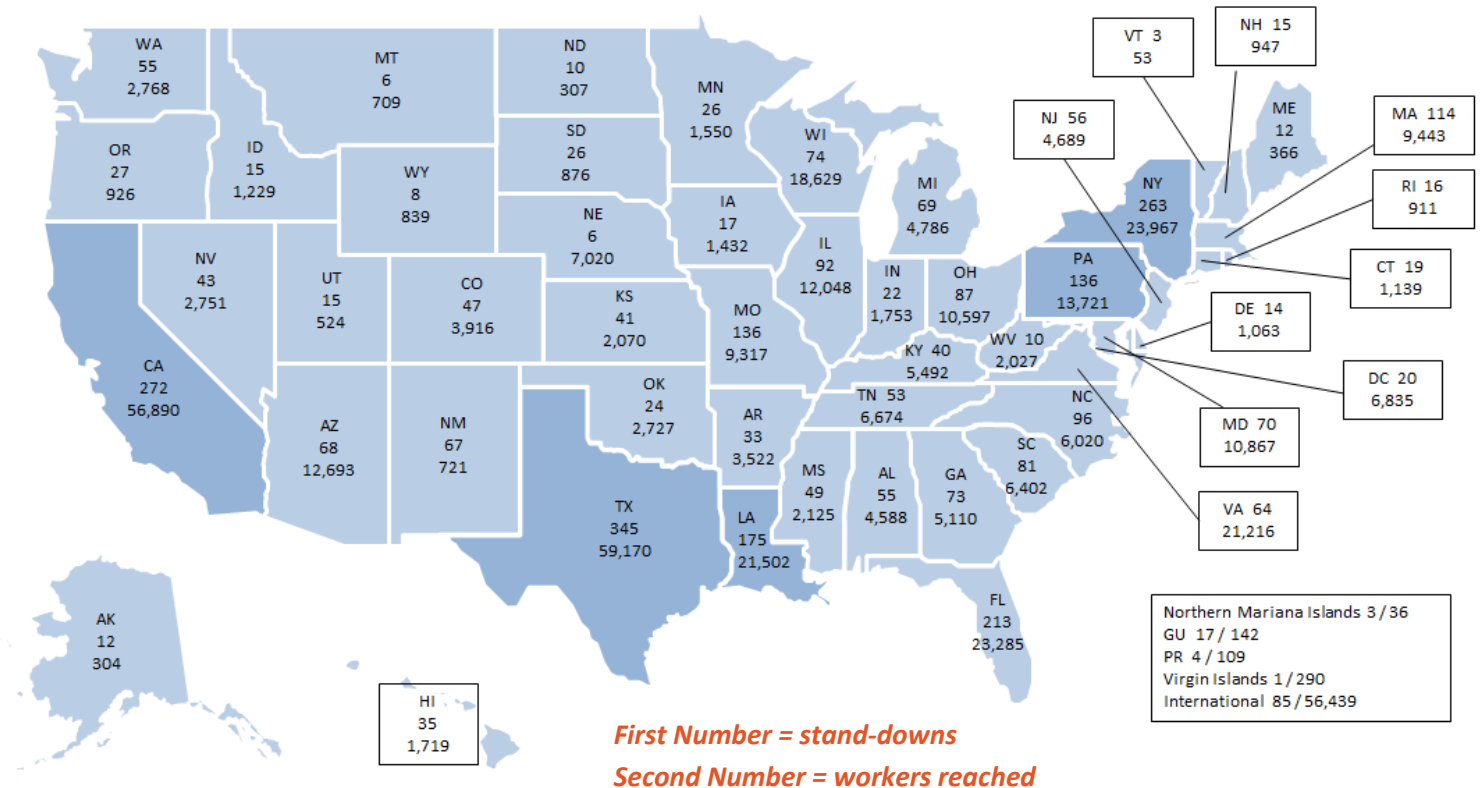
**3,435** total stand-downs and **457,251** workers reached.

**Workers Reached by Construction Type**



**Texas, California, New York, and Florida** held the highest number of stand-downs across the United States.

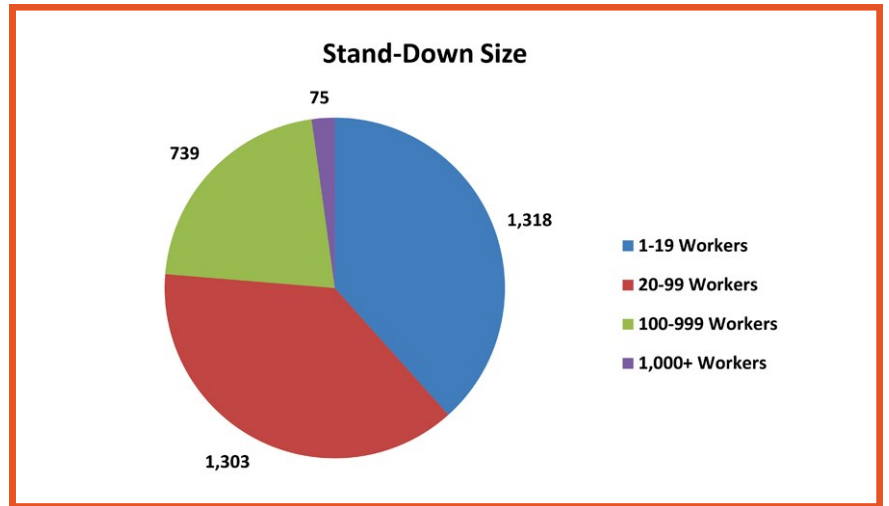
**85** stand-downs were held **internationally**, reaching **56,439** workers abroad.



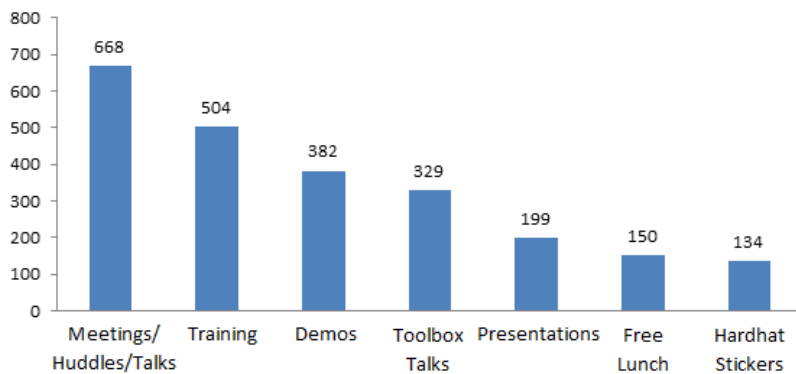
## Reaching At-Risk Workers...

**38%** of stand-downs held were for fewer than 20 workers.

Of the 290 stand-downs in **residential construction**, **75** were for fewer than 20 workers.



### Top Stand-Down Activities



**Bringing workers together** to hold a meeting, training, Toolbox Talk, presentation, or fall protection demonstration was the most popular way to hold a stand-down.

Some other activities included **contests, quizzes, & giveaways.**



**280,000+** fall related CPWR Hazard Alert Cards ordered  
**375,000** CPWR hardhat stickers distributed

## Still reaching new audiences!

Despite the Stand-Down being in its 6th year, **30%** of respondents identified as new participants.

For more information, visit [stopconstructionfalls.com](http://stopconstructionfalls.com)

### Years of Stand-Down Participation

